

Azure Core Services

Azure Virtual Machines

Cloud Computing

The present of computing

What is cloud computing

Delivery

This is the delivery of computing services – servers , storage , databases, networking, software and more

Cloud

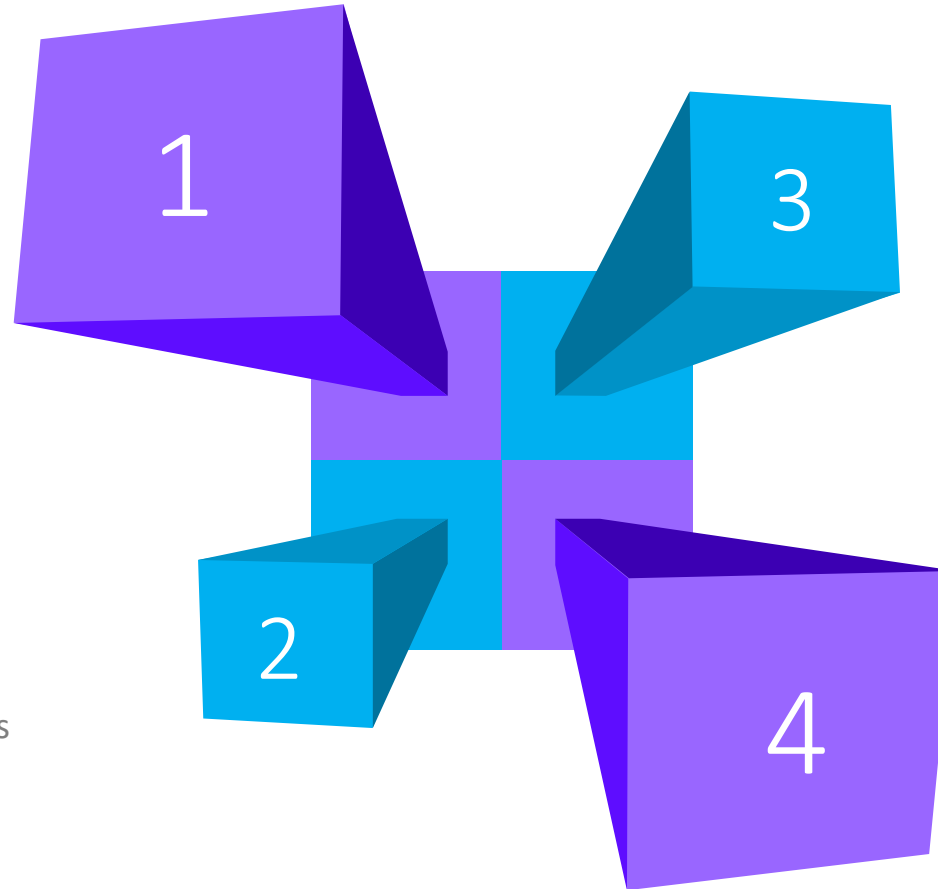
The delivery of these services is done over the Internet.

Payment model

Here you pay for how much you use.

Be ahead of the competition

Allows for faster innovation, flexibility and faster delivery of services.



Traditional Data Centers

1

Less management Don't manage Large machine

2

Less investment Don't need to invest in hardware

3

Less operations Don't need to invest in managing the data center

4

Focus on business You get to focus on your business and applications

Forecast Cloud Services

Worldwide end-user spending on public cloud services forecast for 2021

332.3
billion

23.1 %

Growth in 2021

Table 1. Worldwide Public Cloud Services End-User Spending Forecast (Millions of U.S. Dollars)

	2020	2021	2022
Cloud Business Process Services (BPaaS)	46,131	50,165	53,121
Cloud Application Infrastructure Services (PaaS)	46,335	59,451	71,525
Cloud Application Services (SaaS)	102,798	122,633	145,377
Cloud Management and Security Services	14,323	16,029	18,006
Cloud System Infrastructure Services (IaaS)	59,225	82,023	106,800
Desktop as a Service (DaaS)	1,220	2,046	2,667
Total Market	270,033	332,349	397,496

Virtual Machine

Compute service

Virtual Machine service

Compute

This is your compute service on the Azure platform. Here you can create compute resources on-demand.

Operating System

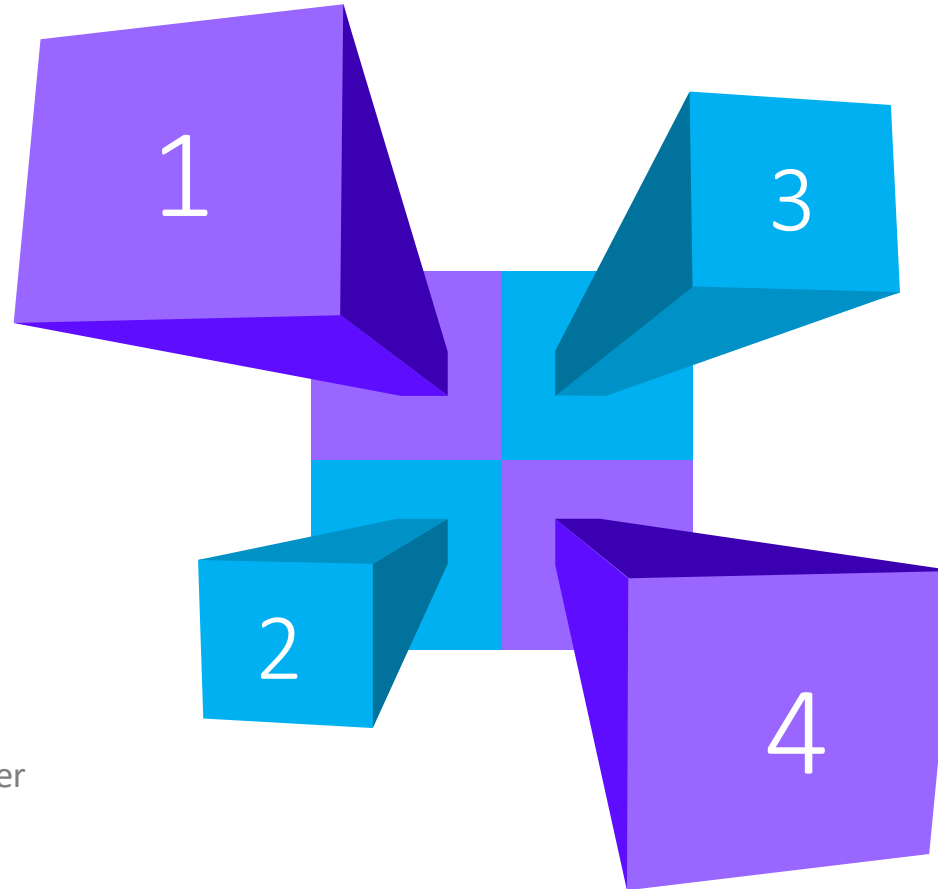
You can choose from operating systems such as Windows Server 2019 and different flavors of Linux.

Lifecycle

You can create the machine whenever you want. You can also terminate the machine whenever required.

Workload

You can then install different workloads on the machine.



Azure

Virtual Machines

1

Less management You don't manage the infrastructure.

2

Less investment You only pay for how much you use.

3

Less operations Don't need to invest in managing the data center

4

Configure You can configure various aspects of your virtual machine

Azure virtual machine deployment

Virtual
Network

Isolated network
On the cloud

Public IP
Address

Allows to contact
the machine from
the Internet

Network
Security
Group

Filters traffic to
and from the
machine

OS Disk

Used to store
the operating
system

Availability options

High Availability

What are availability sets

This feature helps to protect your machines against infrastructure level failures.

An unplanned event wherein the underlying infrastructure fails unexpectedly. The failures could be attributed to network failures , local disk failures or even rack failures

Planned maintenance events , wherein Microsoft needs to make planned updates to the underlying physical environment. In such cases , a reboot might be required on your virtual machine

You can increase the availability of your application by making use of availability sets. Each virtual machine that is assigned to the availability set is assigned a separate fault and update domain.



Fault domains

These are used to define the group of virtual machines that share a common source and network switch.

You can create
**up to 3 fault
domains**



Update domains

These are used to group virtual machines and physical hardware that can be rebooted at the same time

You can create
up to 20
update
domains



What are availability zones

This features help provides better availability for your application by protecting them from datacenter failures

Each Availability zone is a unique physical location in an Azure region

Each zone comprises of one or more data centers that has independent power, cooling, and networking

Hence the physical separation of the Availability Zones helps protect applications against data center failures

Using Availability Zones, you can be guaranteed an availability of 99.99% for your virtual machines. You need to ensure that you have 2 or more virtual machines running across multiple availability zones.



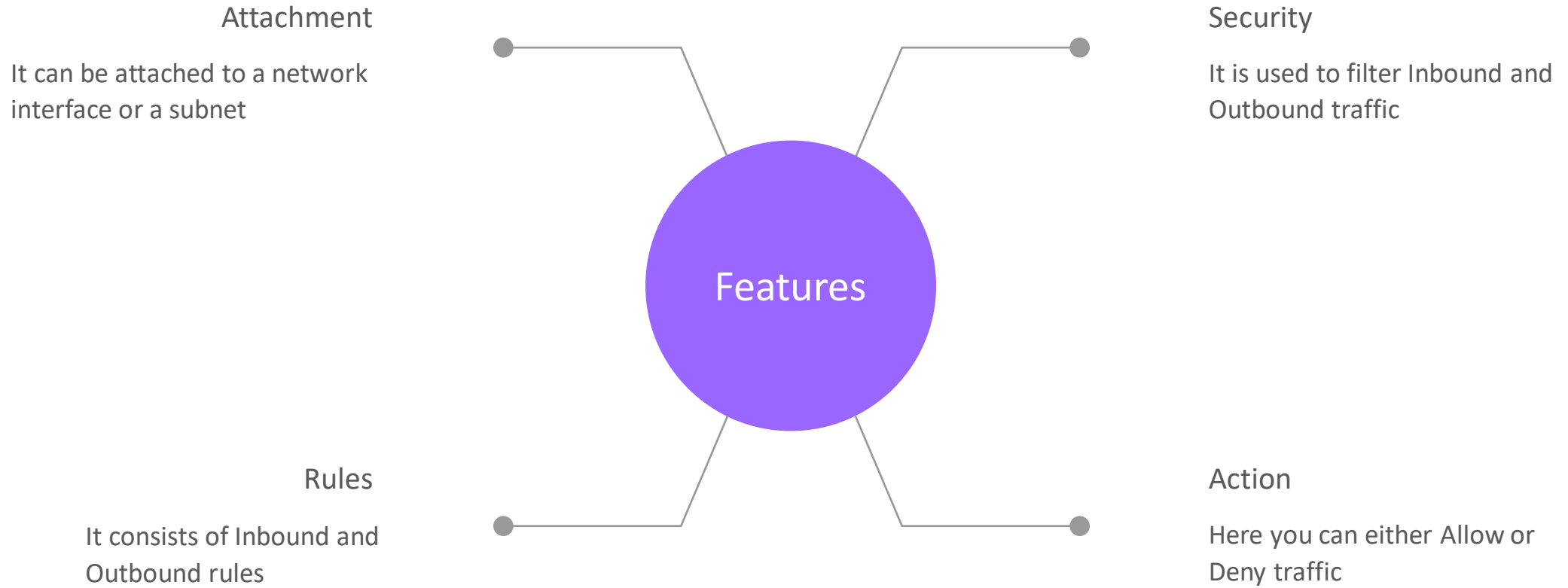
Azure Core Services

Networking

Networking

Review

Network Security Group



What is virtual network peering

Virtual Network Peering is used to connect two Azure virtual networks together via the backbone network

Azure supports connecting two virtual networks located in the same region or networks located across regions

Once you enable virtual network peering between two virtual networks, the virtual machines can then communicate via their private IP addresses across the peering connection

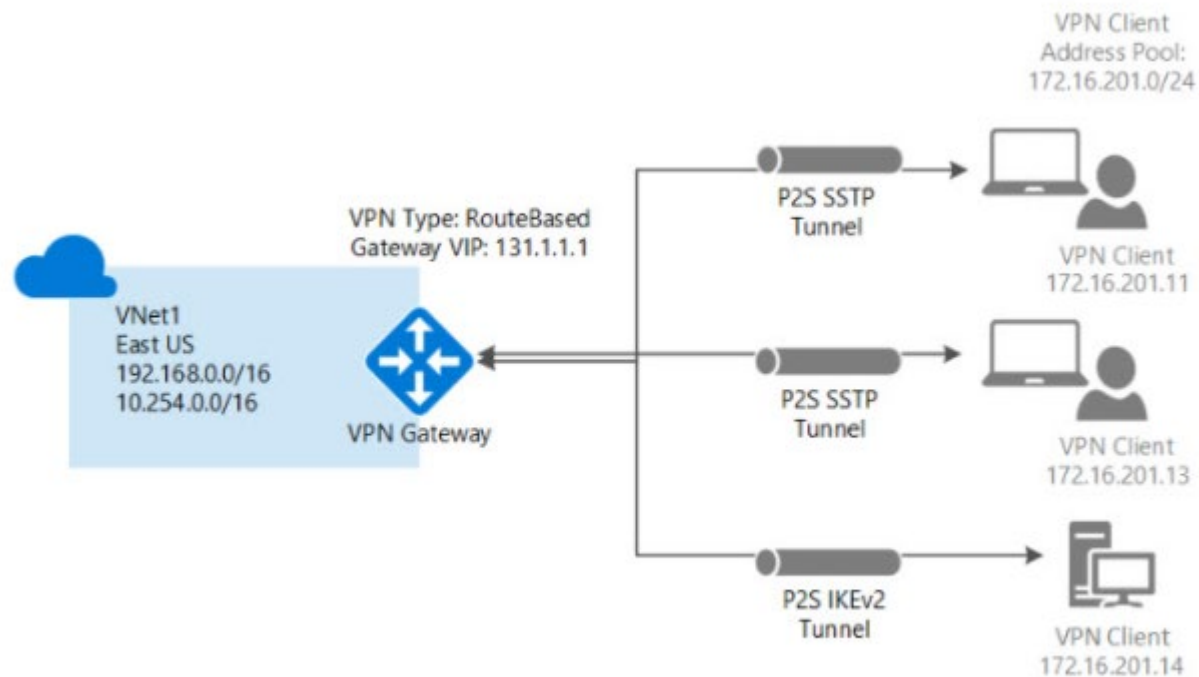
You can also peer virtual networks that are located across different subscriptions

The virtual networks can't have overlapping CIDR blocks



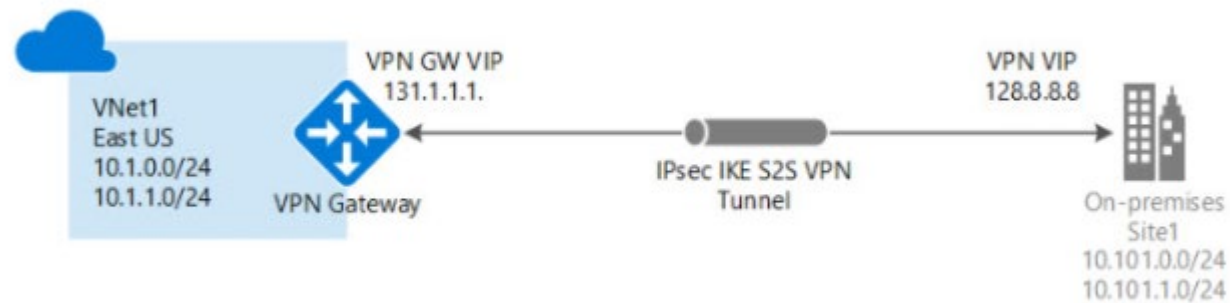
Point-to-Site VPN

A Point-to-Site VPN connection is used to establish a secure connection between multiple client machines and an Azure virtual network via the Internet.



Site-to-Site VPN

A Site-to-Site VPN connection is used to establish a secure connection between an on-premise network and an Azure network via the Internet



Azure Core Services

Azure Storage

Azure Storage accounts

Cloud storage

What are Azure storage accounts

This service allows you to store objects on the cloud.

Here you can make use of different services – Blob, Queue, File and Table.

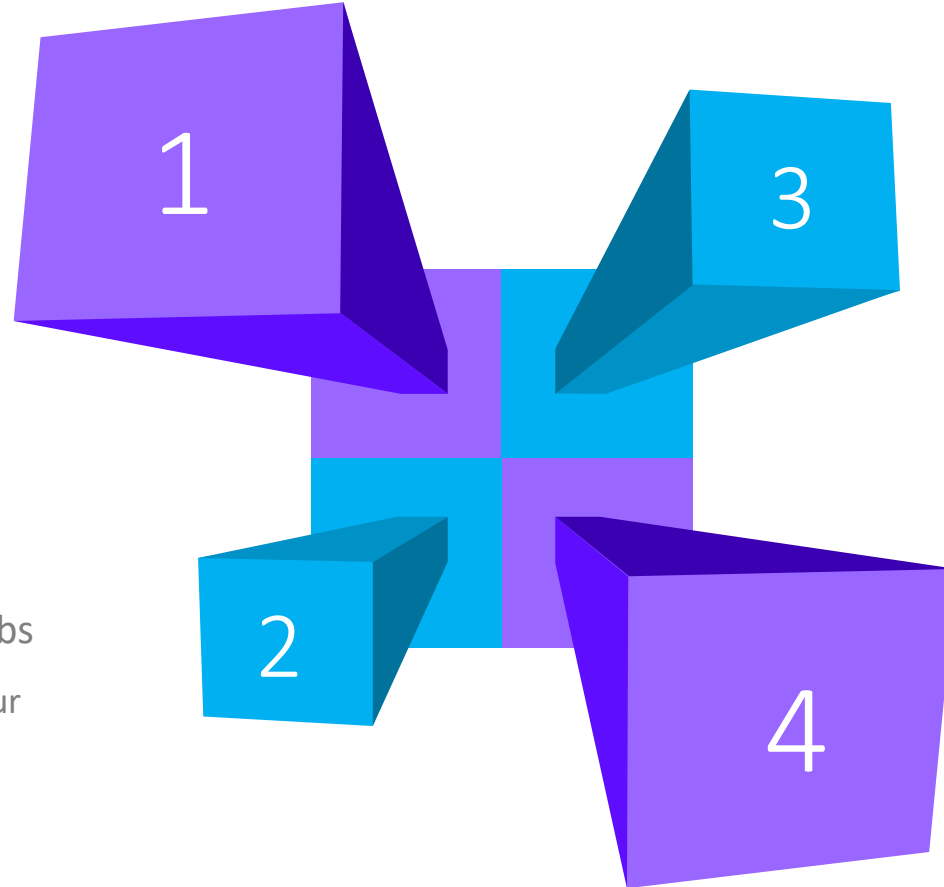
There are also different types of storage accounts.



Storage account types

Standard-general purpose v2

Gives you access to Blob, Queue, Table and File service



Premium file shares

This is a premium storage account for your file shares.

Premium block blobs

This is premium storage for your block blobs

Premium page blobs

This is premium storage for your page blobs



What is Blob storage

This service is optimized for storing large amounts of unstructured data.

Use case examples – storing images, videos, log files, documents.

In the blob service, you will create a container. This is used to organize a set of blobs.

Block blobs – This is used to store text and binary data.

Page blobs – This is used to store virtual hard drive files that are used as disks for your Azure virtual machines.



What is the File service

This is used for hosting file shares on the cloud.

This shares can be accessed via the SMB – Server Message Blob protocol.

You can mount the file shares from Windows, Linux and macOS clients.

Block blobs – This is used to store text and binary data.

Page blobs – This is used to store virtual hard drive files that are used as disks for your Azure virtual machines.



What is Azure Queue storage

This service is used for storing large amounts of messages.

These messages can then be accessed from anywhere in the world via the HTTP or HTTPS protocol.

You can store millions of messages in the queue.



What is Azure Table storage

This service is used for storing non-relational structured data.

Its ideal for storing flexible data sets because it does not conform to any sort of schema.

In the table , you store an entity which is a set of properties.

A property is nothing but a name-value pair.


The partition key is used to split the data across various partitions. And the row key is used to identify an item within a partition.



Access tiers



This is optimized for data that is accessed frequently.



This is optimized for data that is infrequently accessed and stored for at least 30 days.



This is optimized for storing data that is rarely accessed and stored for at least 180 days.



Data Redundancy

Locally redundant storage

Here data is copied synchronously three times within a single physical location in the primary region

Zone-redundant storage

Here data is copied synchronously across three Azure availability zones in the primary region

Geo-redundant storage

Here data is copied synchronously three times within a single physical location in the primary region using LRS. It then copies your data asynchronously to a single physical location in the secondary region

Geo-zone-redundant storage

Here data is copied synchronously across three Azure availability zones in the primary region using ZRS. It then copies your data asynchronously to a single physical location in the secondary region



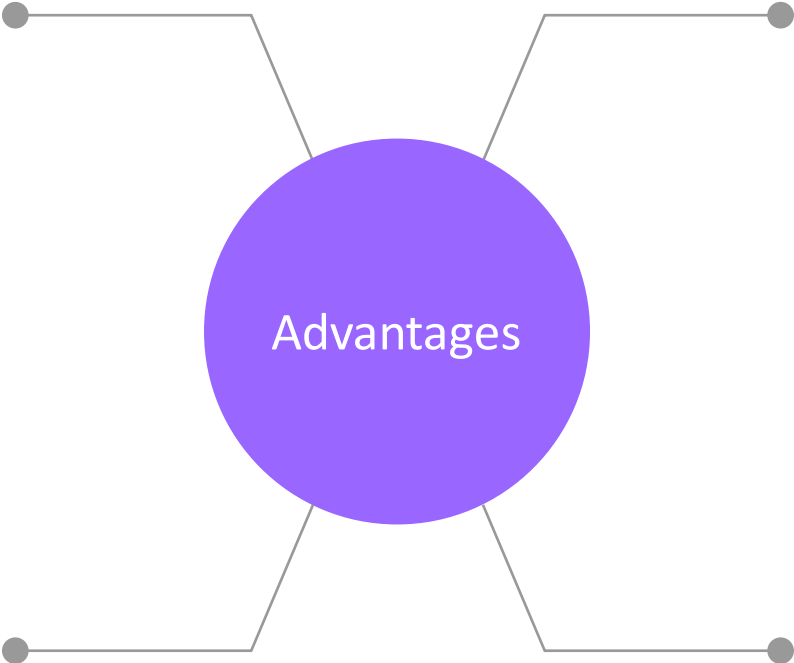
Azure SQL database

Managed database service

Your own server

Full control
You have full control over the underlying database engine

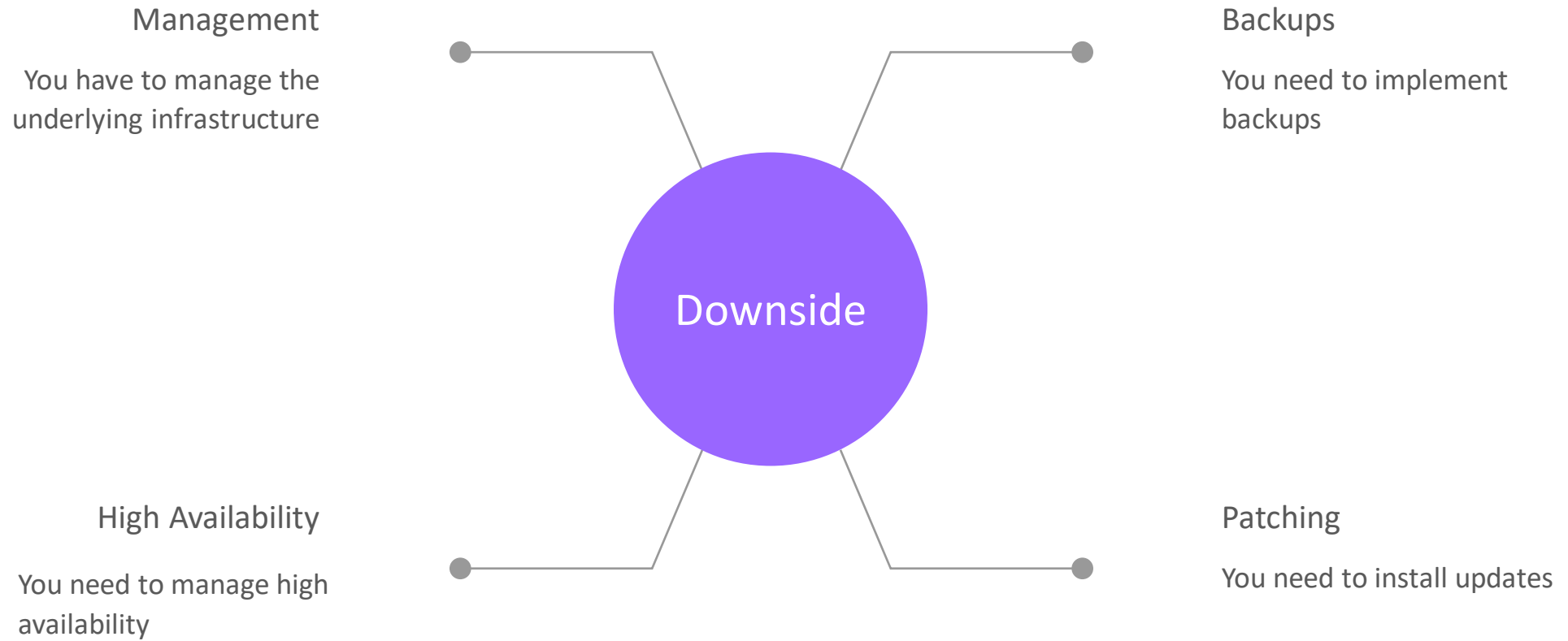
Any version
You can use any database version



Security
You get to control all of the security aspects

Integration
You can install custom tools for integration purposes

Your own server - Downside



Azure SQL Database – Pricing Tiers

DTU – Database Transaction Units.

This is a blended measure of CPU, Memory and Input/Output.

There are different pricing tiers when it comes to the DTU model.



Azure SQL Database – Pricing Tiers

	Basic	Standard	Premium
Target workload	Development and production	Development and production	Development and production
Uptime SLA	99.99%	99.99%	99.99%
Maximum backup retention	7 days	35 days	35 days
CPU	Low	Low, Medium, High	Medium, High
IOPS (approximate)*	1-4 IOPS per DTU	1-4 IOPS per DTU	>25 IOPS per DTU
IO latency (approximate)	5 ms (read), 10 ms (write)	5 ms (read), 10 ms (write)	2 ms (read/write)
Columnstore indexing	N/A	S3 and above	Supported
In-memory OLTP	N/A	N/A	Supported

Reference - <https://docs.microsoft.com/en-us/azure/azure-sql/database/service-tiers-dtu>



Azure SQL Database – Pricing Tiers

vCore-based purchasing model.

Here you can independently scale compute and storage.

You can make use of the hybrid benefit model. Here you can save on costs if you have existing SQL Server licenses.



Azure SQL Database – Managed Instance

This is a deployment model that provides native integration with the Azure virtual network service.

It provides near 100% compatibility with the latest SQL Server features.


Here again the infrastructure is managed for you.

Companies can also easily migrate their existing on-premises databases to the Managed Instance.



Azure SQL Database

IaaS vs PaaS



Virtual Machine

Here you install the database engine on a virtual machine.

Advantages

Here you can install any database flavor and version.

You have complete control over the machine – Here you can manage the security aspects of the machine

Sometimes it becomes easier to migrate an existing on-premises database

Disadvantages

You have to maintain the environment

You have to look at aspects of scalability and high availability

Infrastructure as a service



Azure SQL Database

You don't need to manage the infrastructure.

Advantages

You get features such as high availability and backups in place.

You have flexible pricing options

Disadvantages

You can't login into the underlying infrastructure.

Migrating from an on-premises instance to the Azure SQL database could pose a challenge

Platform as a service

Database options

Hosting databases

Azure database for MySQL

MySQL is an open-source relational database management system.

You can store your data in the form of tables.

You can query for data using the Structured Query Language (SQL).

Azure Database for MySQL is a fully managed database service.

Here the underlying platform is managed by the service itself.

Here you also get high availability, backups and patching as well.



Azure database for PostgreSQL

PostgreSQL is a free and open-source relational database management system.

It has support for transactions that follow the ACID concepts – Atomicity, Consistency, Isolation and Durability.

It also has support for views, foreign keys, triggers and stored procedures.

Azure Database for PostgreSQL is a fully managed database service.

Here the underlying platform is managed by the service itself.

Here you also get high availability, backups and patching as well.



Azure Cosmos DB

NoSQL database

What is Azure Cosmos DB

This is a fully managed NoSQL database.

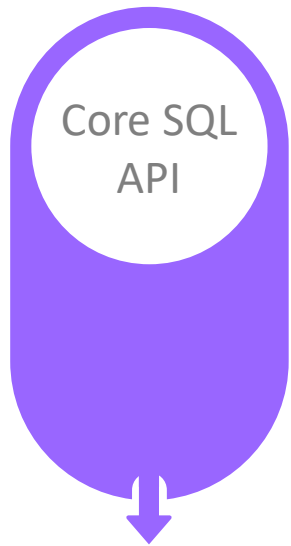
The database provides fast response time and is highly scalable.

Here the underlying infrastructure is completely managed by Azure.


Commonly used for web, mobile, gaming and IoT applications that need to handle massive amounts of data.




Cosmos DB API




If you need to query for items using Structured query language



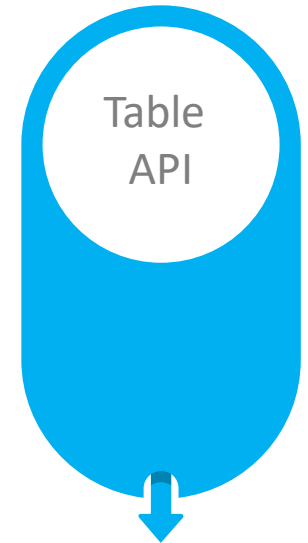
If you need to host a MongoDB compatible database



If you need to host a Cassandra compatible database



If you need to host a graph-based database



If you need to store data in the form of tables



Azure Databricks

Data Analytics

Azure Databricks

This is a fully-managed, cloud-based platform used for Big Data and Machine Learning.

Databricks itself is a tool that is used to analyze your data.

This tool is based on Apache Spark.

Apache Spark is a processing engine that is used to analyze big data using SQL, machine learning, graph processing or real-time stream analysis.

Azure Databricks is a managed version of Databricks.



Cloud Concepts

Understanding

Cloud Model types

Understanding the cloud

Public Cloud

These are services that are offered over the public internet

It's available to anybody who wants to use them. Users then pay based on service they use.

Here all the servers and storage is managed by the cloud provider.



Public Cloud Advantages

Investment

No need for a capital investment
– You normally don't pay any money upfront to use a cloud service. Most of the services are based on a pay-as-you-go model

Management

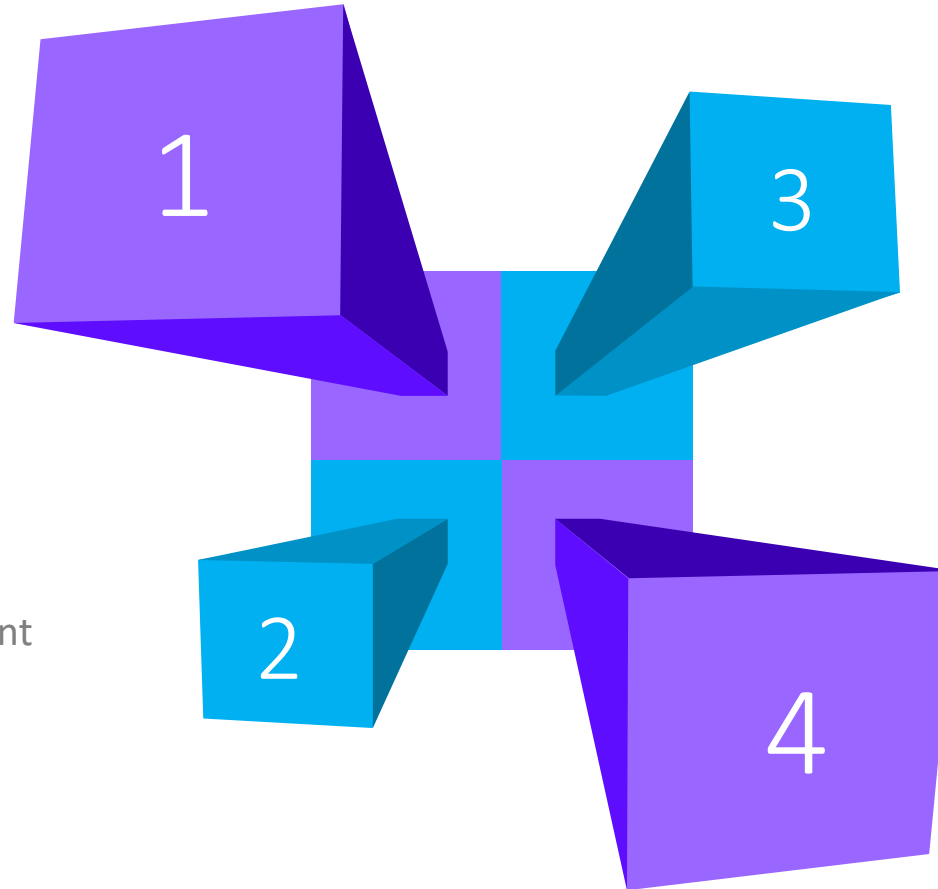
You don't need to manage the underlying physical infrastructure. Hence on-going maintenance costs are also reduced.

Reachability

Cloud providers such as Azure have data centers located at different regions across the world.

Ease of use

You can quickly provision resources on the cloud. It allows you to get up and running in no time.



Private Cloud

These are set of services that are normally only used by users of a business or organization.

The private cloud could be hosted either on the company's on-premise environment. Or it could be provided by a third-party service provider.



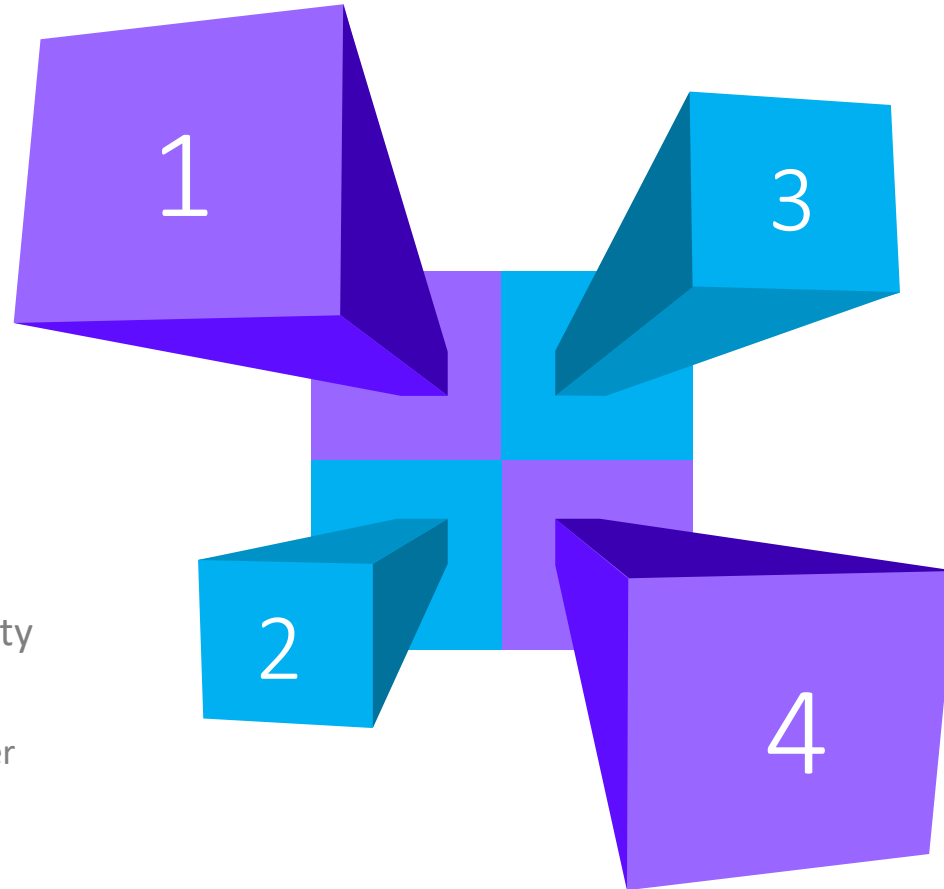
Private Cloud Advantages

Control
The business has complete control over the environment.

Data
The data held in the environment is in complete control by the business.

Security
They can implement their own security protocols at every layer to secure the environment.

Flexibility
You can implement various technologies and not bound to any platform.



Hybrid Cloud

This is a combination of both the public and private cloud.

It allows data and applications to be shared across both cloud environments.



Hybrid Cloud Advantages

Current Investment

Businesses can still leverage their existing on-premise environment. This is important if they have already made a substantial investment in getting their environment in place.

Extension

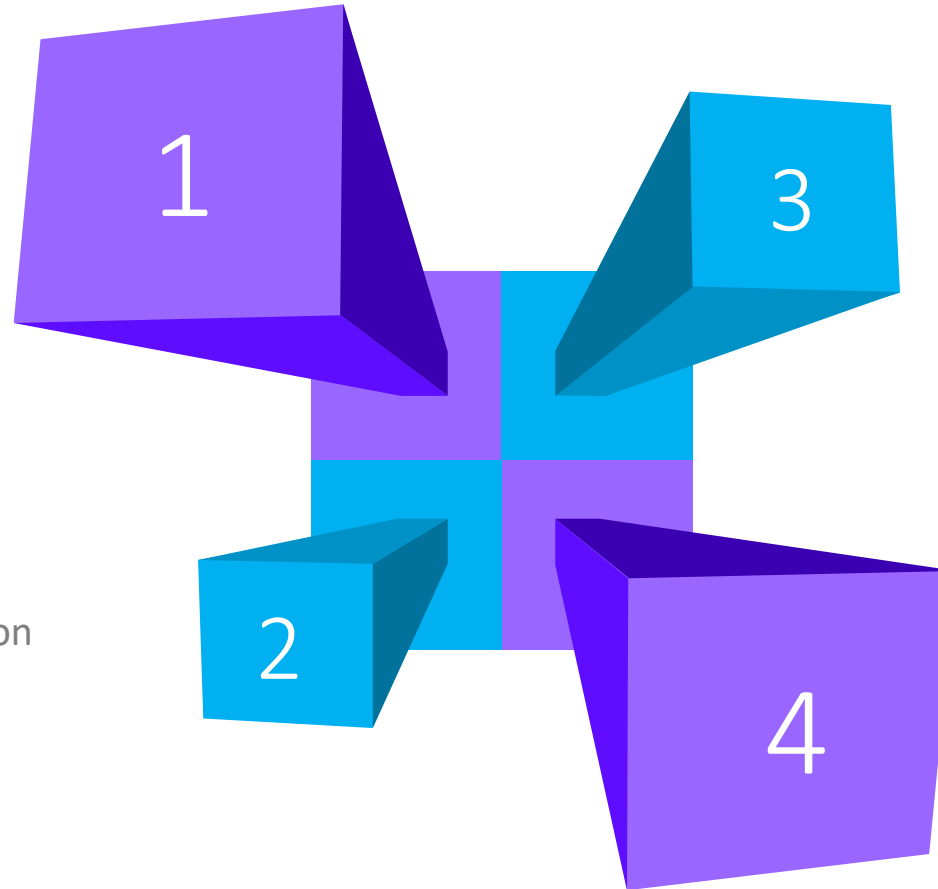
They can extend their infrastructure to the cloud without making a further investment.

Data

They can keep data which needs to be secured by their standards in their on-premise environment.

Migration

They can move workloads to the cloud gradually.



Cloud Service Models

Understanding the cloud

Infrastructure as a service

An example is the Azure virtual machine service.

Here you don't need to manage the underlying infrastructure.

The physical servers and storage is managed for you.

This helps remove the capital expense and reduces ongoing cost.

The Virtual Machine also has an SLA. To achieve that SLA for any on-premise server would require a lot of work.

Infrastructure cloud services also allow you to scale based on demand



Platform as a service

An example is the Azure SQL Database service or the Azure Web App service.

Here you don't need to manage the infrastructure or even the underlying operating system and platform components.

You can just start hosting your data or your web application.

Reduces development time.

You can use an array of database technologies available in the case of Azure.

All of these services use a Pay-as-you-go model.



Software as a service

An example is Microsoft Office 365.

Here you don't need to manage the infrastructure or even the underlying operating system, platform components or even the software.

Here you just start directly using the software.

You can access your application data from anywhere.

You don't have the headache of managing anything.



Economies of Scale

Understanding

Economies of Scale

Basics

This is the ability to carry out tasks more efficiently or at a lower-cost per unit when operating at a large scale.

Discount

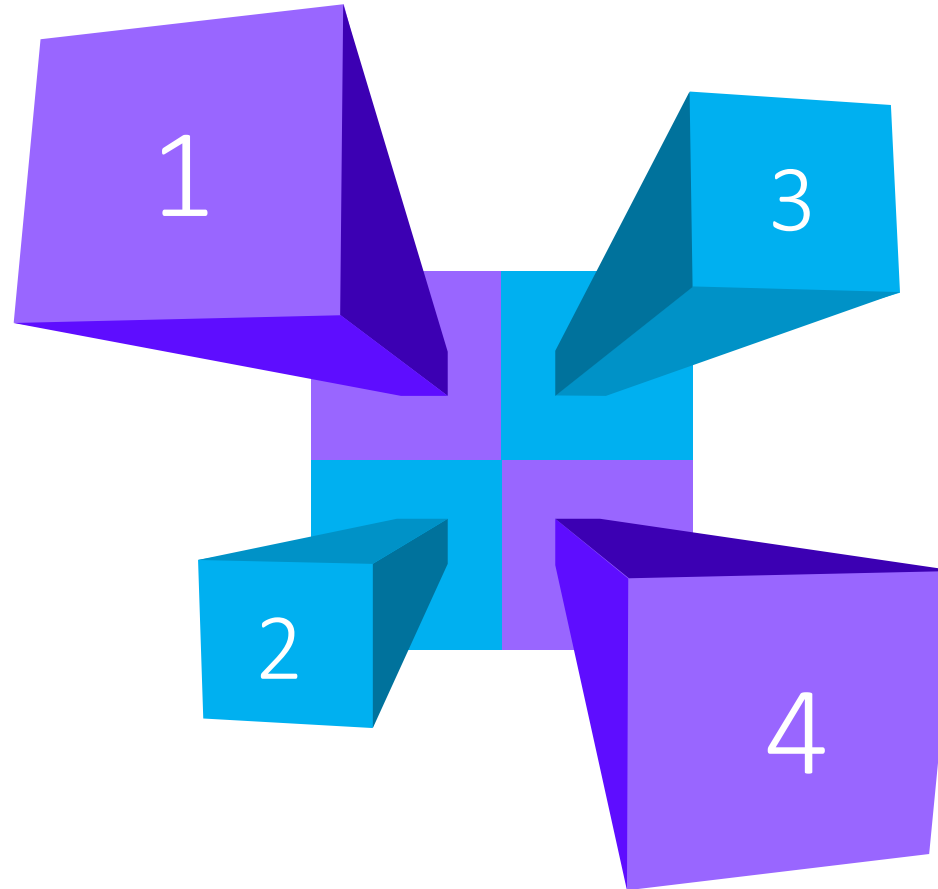
When the demand increases, cloud providers can then get hardware at discount prices.

Benefit

This becomes a benefit to the customer wherein the discounts can be passed to the customer.

Service cost

If the number of customers increase the chances of services costs can go down.



Capital Expenditure

This is when you pay money upfront

Server
Costs

Storage
Costs

Software
Licenses

Datacenter
costs

Operational Expenditure

Ongoing money spent on services

Human
Resources

Maintenance

Software
Support

Datacenter
Costs - Cooling

Azure Core Services

Part 1

Azure Web App

Hosting web applications

What is the Azure Web App service

This is an HTTP-based service used for hosting web applications.

Here your applications can be in .NET, .NET Core, Java, Ruby, Node.js or Python.

Applications can run both on Windows or Linux-based platforms.

This is a platform-as-a-service where the infrastructure is managed for you.

App service plan defines the set of compute resources that are used to run the web application.



Azure App Service Plans

Free, Shared

Here the infrastructure is shared with other customers. You only get certain CPU quotas to run per day.

Basic, Standard Premium

Here you get dedicated Azure VM's to run the applications. Depending on the tier you can also scale out your web applications.

Isolated

Here your apps run on dedicated Azure virtual machines and Azure virtual networks



Azure Load Balancer

Network Distribution

What is the Azure Load Balancer

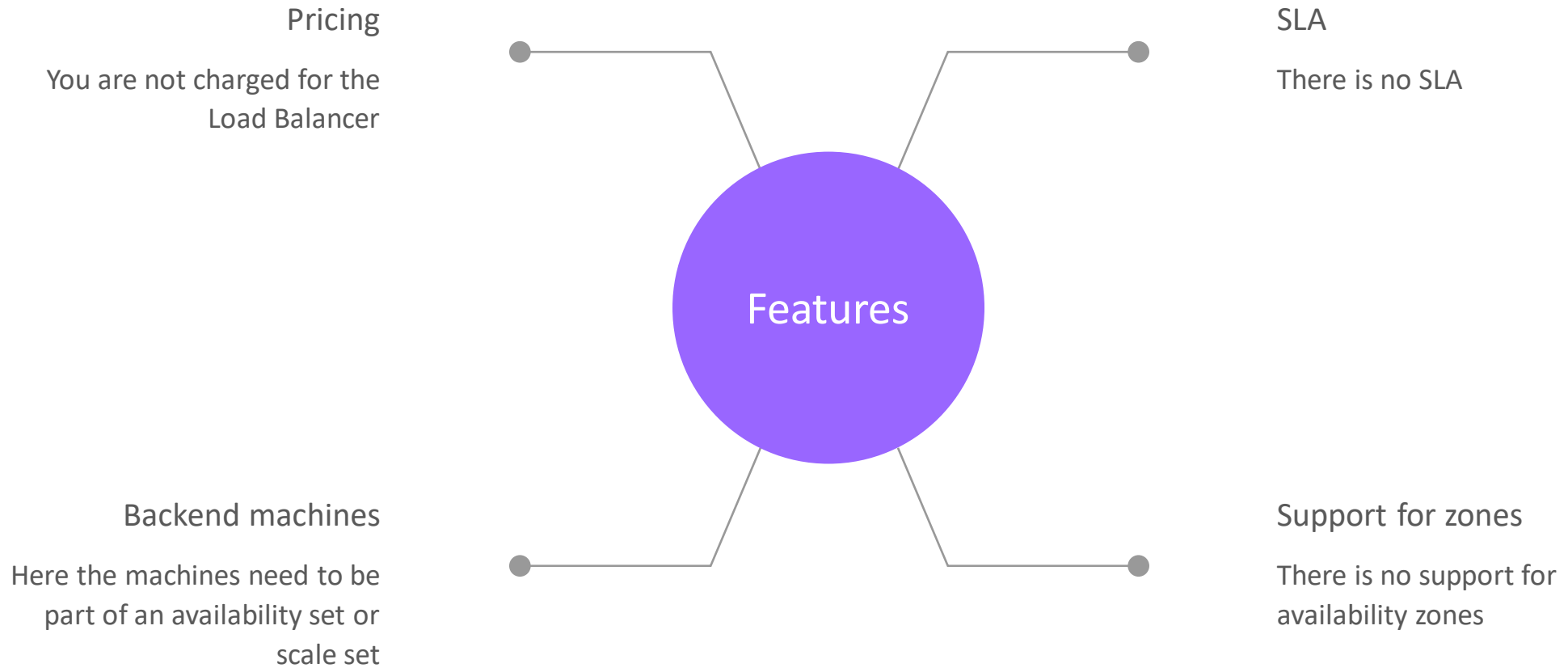
This service is used to distribute the incoming network traffic across a group of backend resources of servers

You can define two types of load balancers – Public or Private Load Balancers

You have 2 SKUs for the Load Balancer – Standard and Basic Load Balancer



Basic Load Balancer



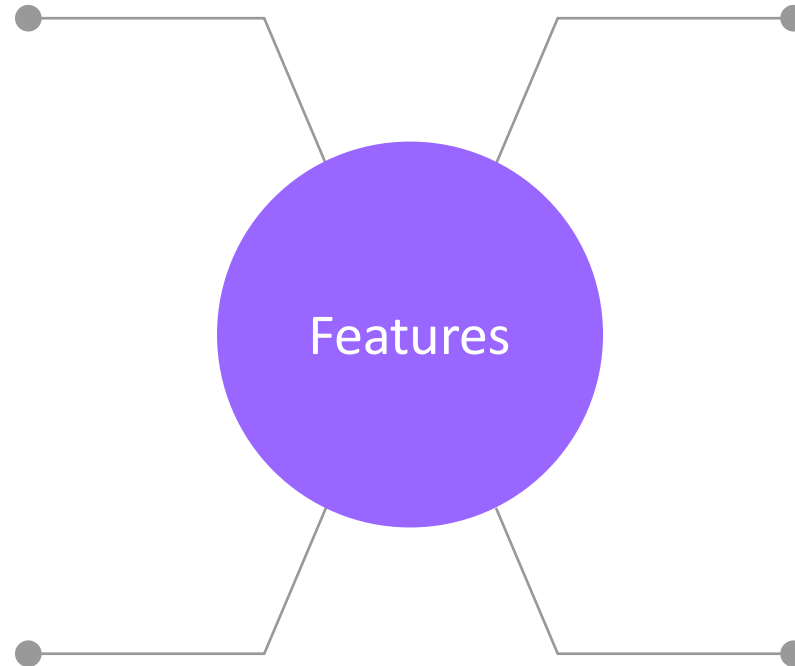
Standard Load Balancer

Pricing
There is a price per hour

SLA
There is an SLA of 99.99%

Backend machines
Here the machines need to be part of an availability set or scale set or they can be individual machines


Support for zones
Here you get support for availability zones




Components of a Load Balancer



Here you define an IP address for the load balancer



This contains the backend virtual machines



This helps to check the status of the backend pool



The Load Balancing rules define how to distribute the incoming traffic



Azure Functions

Serverless computing

Azure Functions

This service allows you to run small pieces of code as functions.

Here you just develop and upload the code to an Azure Function.

You only get billed for the amount of time the code is run.

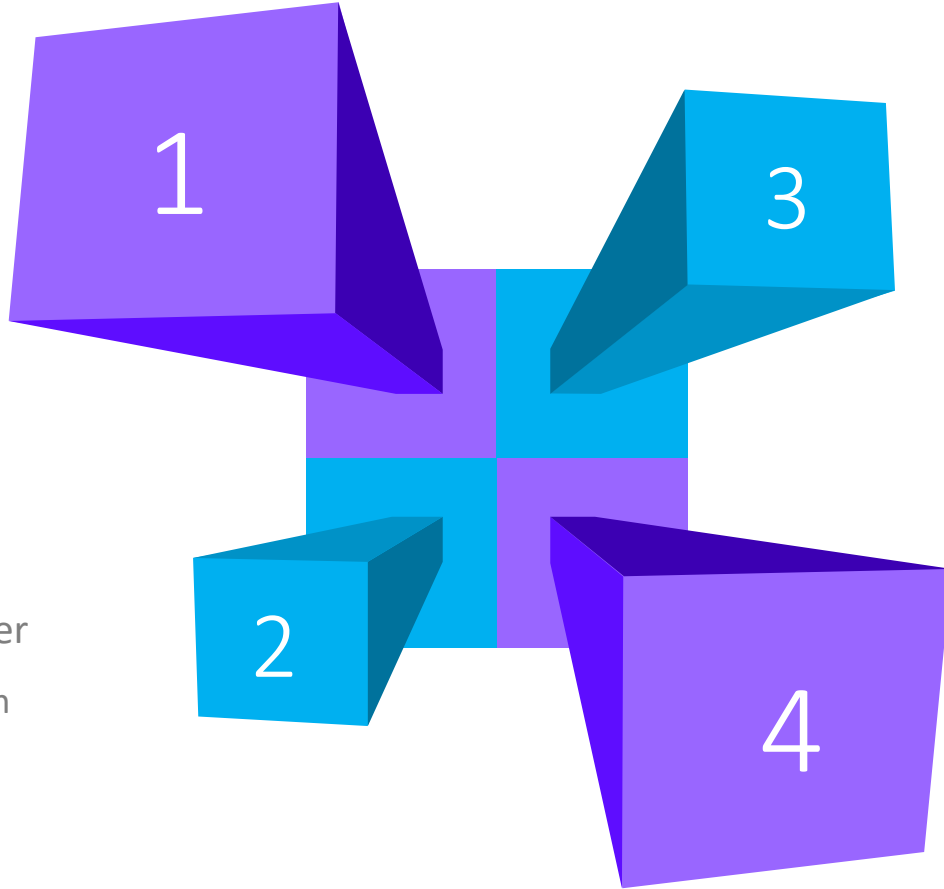
You can use a variety of programming languages in Azure Functions.

C#, Java , JavaScript, PowerShell and Python.



Azure Functions

HTTP trigger
Here an HTTP call can be made to the function



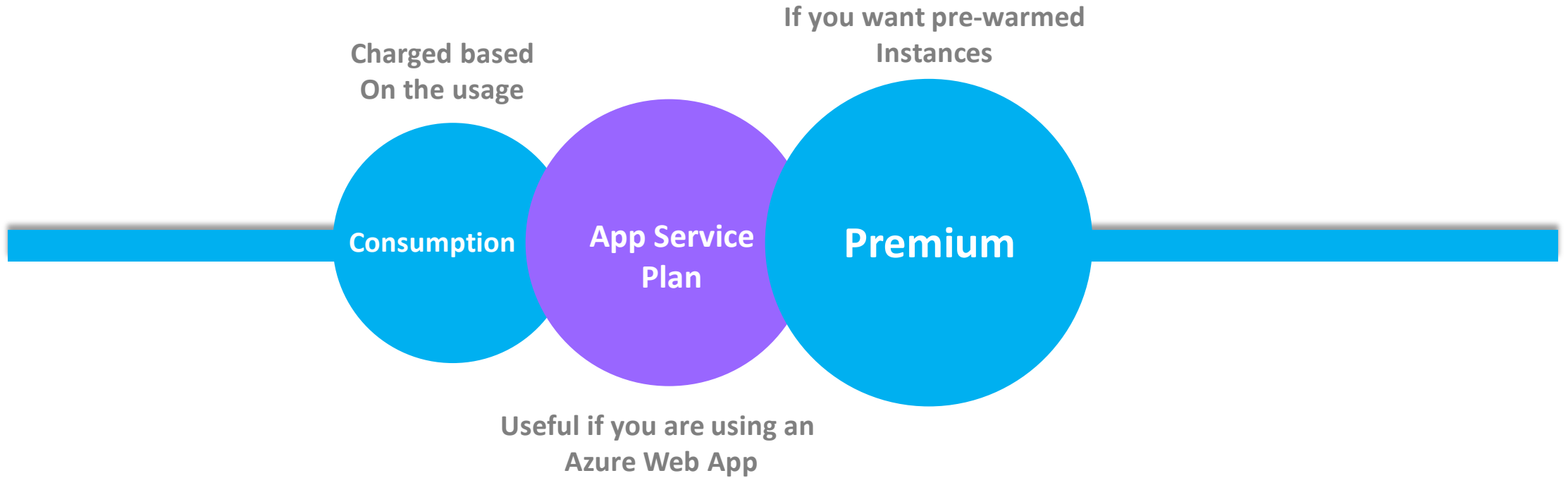
Blob storage
Whenever a blob event occurs

Timer
Here the function can be run on a schedule

Azure services
Azure Event Hubs, Azure Service Bus



Pricing plans



Azure Core Services

Part 2

Azure IoT Hub

Managing IoT devices

Azure IoT Hub

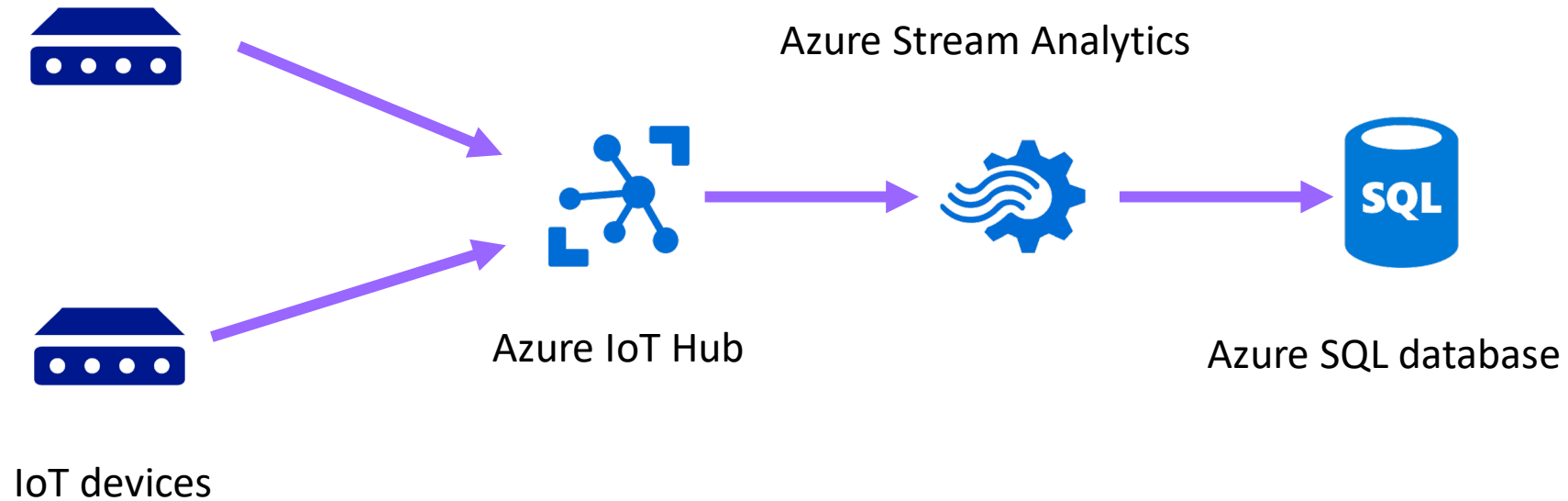
This is a managed service that can be used as a central message hub for bi-directional communication between managed devices and an IoT application.

The IoT hub supports communication both from the device to the cloud and from the cloud to the device.

The IoT hub also gives a secure communication channel for devices to send data.



Azure IoT Hub



Azure DevTest Labs

Overview

What is Azure DevTest Labs

This service allows developers to efficiently self-manage virtual machines and PaaS resources without the need to wait for approvals.

The DevTest Labs can be used to create labs consisting of pre-configured bases or Azure Resource Manager templates.

With DevTest Labs, you can quickly provision Windows and Linux based environment through the use of reusable templates and artifacts.

You can easily create load testing environments and create environments for training and demos.



Cost optimization

Schedules

You can perform an auto-shutdown or auto-start for your machines

Policies

Set a policy on number of machines to create

Features

Costs

Easily track costs

Templates

Use in-built templates for the machines.





Security, privacy, compliance

U n d e r s t a n d i n g

Azure Blueprints

Deployment

What are Azure Blueprints

Helps to define a repeatable set of processes that can adhere to an organization's standards and patterns.

You can declaratively define artifacts such as

Role Assignments

Policy Assignments


Azure Resource
Manager templates

Resource groups




Stages of Azure Blueprint

Here you define the Blueprint itself. The Blueprint needs to be saved to either a management group or a subscription



Once the Blueprint is defined, you can publish it. Here you can assign a version number for the Blueprint.



Here the Blueprint is then assigned to a subscription.



Azure Sentinel

Threat protection

What is Azure Sentinel

This is a cloud service that provides a solution for SEIM (Security Information Event Management) and SOAR (Security Orchestration Automated Response)

This provides a solution that helps in the following

Collection of data – Here you can collect data across all users, devices, applications and your infrastructure. The infrastructure could be located on-premise and on the cloud.

It helps to detect undetected threats.



What is Azure Sentinel

It helps to hunt for suspicious activities at scale.

It helps to respond to incident rapidly.

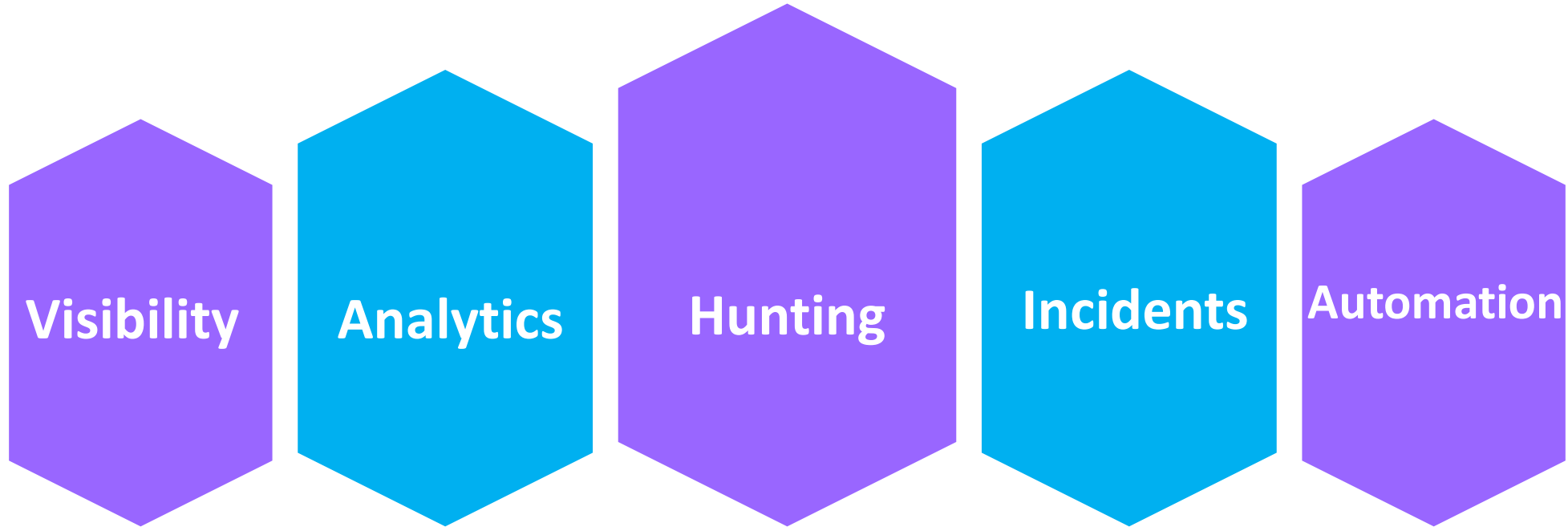
Once you start using Azure Sentinel, you can start collecting data using a variety of connectors.

You have connectors for a variety of Microsoft products and other third-party products as well.

You can then use in-built workbooks to get more insights on the collected data.



Azure Security Center vs Azure Sentinel



Azure Security Center

Azure Sentinel





Resource locks

Protecting resources

Resource locks

Locking resources can help ensure users don't accidentally delete or modify resources.

There are two types of locks

CanNotDelete - authorized users can still read and modify a resource, but they can't delete the resource..

ReadOnly - authorized users can read a resource, but they can't delete or update the resource.

Azure Pricing and support

Understanding

Saving on costs

Compute costs

Reserved pricing

Here you can save on money by committing to a one-year or three-year plan.

Reservations can significantly reduce your resource costs by up to 72% from pay-as-you-go prices.

Reservation discounts are applied to your bill and don't impact your resources.

You can also exchange a reservation or request for a refund.



Spot virtual machines

Spot virtual machines have a lower pricing than the pay-as-you-go model pricing.

Here you get machines based on spare capacity that is available on the Azure platform.

At any point in time when Azure needs the capacity back, the Azure infrastructure will evict Azure Spot Virtual Machines

Spot machines are good for workloads that can handle interruptions – batch processing jobs, or workloads that run on development/test environments.





Revision

Infrastructure as a service

Here the Infrastructure is managed by Azure.

The virtual machine service is an example.

Here you do get administrative privileges for the virtual machine.



Platform as a service

Here the Infrastructure and the platform are managed by Azure.

Examples – Azure Storage accounts, Azure Backup, Azure Cosmos DB, Azure Web Apps.

Here you don't get administrative privileges over the underlying infrastructure.

Mostly PaaS services have the ability to scale automatically.



Software as a service

Here the Infrastructure, the platform and the software is managed by the external provider.

Examples – Office 365.

Here you don't get administrative privileges over the underlying infrastructure.

Here you don't need to configure aspects such as high availability, scalability. You don't need to manage patching of the software.



Key terms

Fault tolerance – Making your system tolerant to faults. What happens if there is a network failure, an application fault? How to mitigate issues such as if an entire Azure Data Center goes down.

Elasticity – How flexible is your infrastructure?

Scalability – Can your infrastructure scale based on demand?

Low Latency – Users should get a quick response from your application.

Disaster recovery – What happens if an entire region goes down?



Cloud Types

Private Cloud – Here the company might host their applications in their on-premises infrastructure.

Public Cloud – Here the company is hosting everything in the cloud. If they have an on-premises infrastructure, they can look towards decommissioning that infrastructure. With Azure you get advantages such as metered pricing and self-service management.

Hybrid Cloud – Here the company is using both the private and public cloud. It helps the company to extend their infrastructure to the cloud.



Costing

The cost of an Azure resource depends on several factors.

It depends on the region you are deploying the resource to.

It can also depend on the time the resource is running. For virtual machines, you don't pay for compute costs if the virtual machine is in the Stopped (Deallocated) state. But you pay for other costs such as storage costs associated with the virtual machine.



Costing

Azure Web App Services

Here you pay for the usage of the App Service Plan.

Here you will pay monthly costs.

You don't need to pay for aspects such as transferring data to the Azure Web App or for the number of connections.



Costing

Azure bandwidth costs

There is no cost for transferring data into Azure.

There is a cost for data transfer out of Azure.

There is a cost for data transfer between Azure regions.

There is a cost for data transfer between Availability Zones.



Costing

Costing for some resources are free

You don't need to pay for users and groups defined in Azure Active Directory.

You don't need to pay for Azure virtual networks.

You don't need to pay for Azure virtual network interfaces.

You don't need to pay for creating resource groups.



Costing

Capital Expenditure (CapEx) – This is where you pay upfront costs.

Operational Expenditure (OpEx) – This is where you pay costs on a continual basis.

Azure gives you flexibility on choosing between CapEx and OpEx costs.

When you purchase Azure reservations, you are making a CapEx cost.

But you can save on costs with Azure reservations. Here you get an overall discounted price. It can then cost overall less than the pay-as-you-go pricing.



Costing

	Basic Request support	DEVELOPER Purchase support	STANDARD Purchase support	PROFESSIONAL DIRECT Purchase support
Price	Included for all Azure customers	\$29 per month	\$100 per month	\$1,000 per month
Scope	Included for all Azure customers	Trial and non-production environments	Production workload environments	Business-critical dependence
Billing and subscription management support	✓	✓	✓	✓
24/7 self-help resources, including Microsoft Learn , Azure portal how-to videos , documentation , and community support	✓	✓	✓	✓
Ability to submit as many support tickets as you need	✓	✓	✓	✓
Azure Advisor —your free, personalized guide to Azure best practices	✓	✓	✓	✓
Azure health status and notifications	✓	✓	✓	✓



Costing

24/7 access to technical support by email and phone after a support request is submitted		Available during business hours by email only.	✓	✓
Case severity and response time		Minimal business impact (Sev C): Within eight business hours ¹	Minimal business impact (Sev C): Within eight business hours ¹ Moderate business impact (Sev B): Within four hours Critical business impact (Sev A): Within one hour	Minimal business impact (Sev C): Within four business hours ¹ Moderate business impact (Sev B): Within two hours Critical business impact (Sev A): Within one hour
Architecture Support		General guidance	General guidance	Guidance from a pool of ProDirect delivery managers
Support API (see details)				Create and manage Azure support tickets programmatically
Operations Support				Service reviews and advisory consultation from a pool of ProDirect delivery managers are non-transferable and limited to Azure ProDirect customers only



Tools

How can you work with resources on Azure

Using the Azure Portal

Using the Azure CLI

Using the Azure PowerShell



Tools

How can you work with resources on Azure

Using the Azure Portal.

You can use any machine which has a browser – Windows, macOS, Linux, Mobile device.

You can use Azure Cloud Shell from within the browser.



Tools

How can you work with resources on Azure

Using the Azure CLI.

This is specifically used for running Azure CLI commands.

Support is present for Windows, macOS, Linux operating systems.



Tools

How can you work with resources on Azure

Using the Azure PowerShell.

This is specifically used for running Azure PowerShell commands.

Support is present for Windows, macOS, Linux operating systems.



Security and Governance

Network Security Groups

This is used to filter inbound and outbound traffic from your Azure virtual machines.

This can be applied at the network interface level or the subnet level. NOT at the virtual network level.

You can use Inbound rules to limit traffic from sources based on IP addresses, Application Security Groups, Services tags.



Security and Governance

Azure Firewall

This is used to protect your entire Azure virtual network.

You can define rules to allow traffic into the virtual network.

It does not encrypt network traffic.



Security and Governance

Azure Multi-Factor Authentication

This provides another level of security in the authentication process.

This can be set for all users which includes your administrative and non-administrative accounts.

You don't need to deploy any solution from your end to make MFA work.

Some methods of MFA are codes sent to mobile devices or the use of the Microsoft Authenticator App.



Security and Governance

Authentication - Verify a user's credentials.

Authorization - Verify a user's access to resources.



Security and Governance

Resource locks – Can be used to prevent the accidental deletion or modification of resources.

If you define a Delete lock, then you need to remove the lock before you can delete the resource

Azure Policy – Helps to define a governance. For example, if administrators should only be allowed to create resources in certain regions.



Security and Governance

Microsoft Defender for Cloud – Here you get a security score.

You get recommendations on how to improve upon your security score.

There is no hard and fast rule that you need to implement the recommendations.

You can also view your regulatory compliance.



Security and Governance

Azure Active Directory

This is your identity provider on Azure. You can define users, groups and applications.

Azure AD provides both authentication and authorization services.

Azure AD can authorize the access to resources from third-party identity providers as well.

This is an authentication service for both Azure and Microsoft 365.



Security and Governance

Azure Active Directory

You can assign roles to users to manage different aspects of Azure Active Directory.

User can be assigned multiple roles.

You can also assign multiple licenses to each user in Azure Active Directory.



Security and Governance

Azure Monitor

Here you can view the various metrics for your Azure resources.

You can also view service notifications that could affect the availability of a virtual machine.

You can also monitor your on-premise servers as well.

You can send logs to a Log Analytics workspace.

Alerts can be generated based on metrics, Activity Log or data within a Log Analytics workspace.



Core Services

Azure Advisor – This can give you several recommendations on your Azure environment. This can range from Security to Cost recommendations.

Azure Application Insights – This can be used to monitor your live web applications. It can tell you various performance aspects about your web applications.

Azure Cognitive Services – You can use this tool to build Artificial-based applications.



Core Services

Azure DevOps – This gives you an entire set of tools to manage your entire DevOps lifecycle process.

Azure DevOps - Repos – This is used for hosting your code. You can host Git repositories.

Azure DevOps – Pipelines - You can use this to manage your Continuous Integration and Deployment processes.

Azure DevOps – Boards – Manage your tasks, backlogs, user stories.



Core Services

Azure Storage Accounts – This provides a storage solution on the cloud.

Blob service – This is used for hosting objects. You get a unique URL for each object. Virtual Machine hard disks are stored using the Blob service.

File service – This allows you to host file shares. You can map drives to the file share.

Table service – Allows you to store data in the form of key/value pairs.

Queue service – Messaging service.



Core Services

Azure Storage Accounts

You can virtually store unlimited number of objects in the storage account

By default, Azure Storage accounts will make three copies of your data to in the primary region.

Access tiers – Hot, Cool and Archive. Before you can access an object in the Archive Access tier , it needs to be rehydrated.



Core Services

Azure Cosmos DB – Fully Managed NoSQL data store.

You can store JSON documents with the help of the SQL API.

Data can be read and added from multiple regions.



Core Services

Azure Machine Learning Designer – Helps to build, test and deploy predictive analytics solutions.

Azure IoT Hub – Can be used to collect and process metrics from millions of device such as your sensors.

Azure AI Bot – You can build online bots such as digital assistants that have built-in speech support.

Azure Functions – This is a serverless services that allows you to host code.



Core Services

Azure App Service – Can be used for hosting your web-based applications.

Azure Databricks – Provides Spark-based clusters that can be used for data analytics.

Azure Information Protection – Can be used to encrypt documents and email messages.

Azure Virtual Network – This is an isolated network on the cloud. This helps to isolate virtual machines from each other.



Core Services

Azure SQL Database – This is a relational database service on the cloud.

Azure Synapse – Here you can host a SQL data warehouse and also perform analytics on your data.

Azure Marketplace – You can browse for virtual machine images.

Azure Content Delivery Network – This service allows you to easily stream data to users across the world.

Azure Logic App – This is a workflow service. You can create triggers and actions. You can create an action to send an email.



Core Services

Site-to-Site VPN– This is used when you want to connect your on-premises network to an Azure virtual network.

In the Site-to-Site VPN, you will deploy a virtual network gateway and a local network gateway.

The local network gateway is used to represent the VPN appliance used in the on-premises network.



General concepts

Azure Resource Groups

This is used to logically group your resources together.

A resource can only be a part of one resource group.

You can't nest resource groups together.

The resource and resource group can be part of different regions.

When you assign a resource tag to the resource group, it does NOT apply to the resources.

When you assign access permissions to the resource group, it does apply to the resources.



General concepts

Azure Subscriptions

This is used for billing aspects.

You can create multiple subscriptions.

A resource can only belong to one subscription.

You cannot merge subscriptions.

You can use one Azure account to manage multiple subscriptions.

You can move resources such as Azure virtual machines from one subscription to another.



General concepts

Azure Subscriptions

An Azure subscription is linked to one Azure AD tenant at a time.

You can change the Azure AD tenant linked to the subscription.



General concepts

Azure Resource Manager - Deploys your resources in Azure. Does this in a consistent manner.

Azure Resource Manager Templates – Can be used to automate the deployment of resources.

Management groups– This can be used to manage multiple subscriptions.

Resource tags – Can help to tag resource department-wise. Helps from a billing aspect as well.



General concepts

Service Level Agreement – Here you get a guaranteed uptime for Azure services.

If Microsoft cannot keep the SLA, any downtime will be returned as credits to your account.

You can get a higher SLA if you deploy your resources via various deployment patterns.

You can get a 99.99% SLA for your virtual machine connectivity if you deploy two or more virtual machines across two or more Availability Zones.



General concepts

Service Level Agreement

You can increase your SLA by deploying your resources to multiple regions.

You have to consider composite SLA when you are using multiple Azure services.



General concepts

Azure Government – This is a dedicated cloud environment that can be used for federal agencies in the United States.

ISO – This is an organization that defines global industry-based standards.

NIST – This is an organization that defines standards that are used by the US government.

GDPR – This is a European policy that regulates data privacy and data protection.



General concepts

Preview – Most of the time new services are first deployed in preview before they are made available to the general public.

This allows users to give feedback. And Microsoft can implement the required steps to make the service better.

Private Preview – Here you need to request to preview the service.

Public Preview – Here everyone can try out the product. You can use Azure Portal, Azure CLI.

There is no SLA for services in Preview. Don't use them in your production environments.



General concepts

Azure Regions – These are comprised of data centers that are deployed within a latency-defined perimeter.

Azure Availability Zone – These are physically separate locations within an Azure region that are tolerant to local failures. If you need to protect resources against data center level failures , deploy them across Availability Zones.

With an Availability zone, you have to check the documentation to see if a region has support for availability zones.

Azure Availability zones will not replicate data automatically. You can deploy both Windows and Linux-based virtual machines across Availability zones.

